

Consolidated Income Statement

million €	FY2016	FY2015	Var %
Gross Advertising Revenues	962,93	933,28	3,2%
Mediaset España's Media	931,24	885,54	5,2%
Third Party Media	31,70	47,74	-33,6%
Discounts	-36,02	-35,30	2,0%
Net Advertising revenues	926,92	897,97	3,2%
Other Revenues	65,07	73,96	-12,0%
Total Net Revenues	991,98	971,93	2,1%
TV Rights Amortisation	-205,45	-205,16	0,1%
Personnel	-105,87	-105,04	0,8%
Other Operating Costs	-439,51	-439,06	0,1%
Total Costs	-750,84	-749,26	0,2%
EBITDA	241,14	222,67	8,3%
Amortizations & Depreciations	-8,71	-9,49	-8,2%
PPA Amortizations	-8,00	-8,00	-
EBIT	224,44	205,18	9,4%
Equity Consolidated Results	1,49	13,90	-
Financial results	-0,11	0,06	-
EBT	225,82	219,14	3,0%
Income Taxes	-55,09	-53,19	3,6%
Minority Interest	0,27	0,21	-
NET PROFIT	171,00	166,17	2,9%
ADJUSTED NET PROFIT*	175,72	166,17	5,7%

* Adjusted Net Profit excludes the tax adjustment due to the new Corporation Tax Regulation.

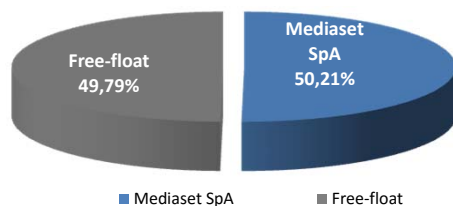
Consolidated Balance Sheet

million €	31-12-2016	31-12-2015
Fixed assets	580,92	581,11
Financial	321,06	317,82
Non Financial	259,86	263,29
Audiovisual Rights and Pre-payments	171,90	201,24
TV, Third Party Rights	132,45	163,82
TV, Spanish Fiction Rights	20,58	22,80
Co-production / distribution	18,87	14,62
Pre-paid taxes	112,95	134,51
TOTAL NON-CURRENT ASSETS	865,77	916,86
Current assets	243,67	257,74
Financial investments and cash	193,26	211,55
TOTAL CURRENT ASSETS	436,93	469,29
TOTAL ASSETS	1.302,70	1.386,15
SHAREHOLDERS' EQUITY	983,29	1.069,90
Non-current provisions	9,15	10,39
Non-current payables	11,84	8,48
Non-current financial liabilities	13,66	7,54
TOTAL NON-CURRENT LIABILITIES	34,65	26,41
Current payables	282,59	278,22
Current financial liabilities	2,16	11,61
TOTAL CURRENT LIABILITIES	284,75	289,84
TOTAL LIABILITIES	1.302,70	1.386,15

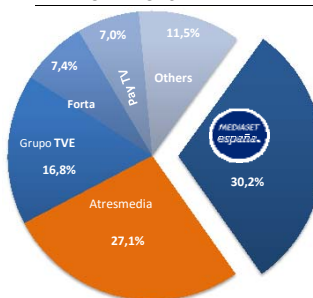
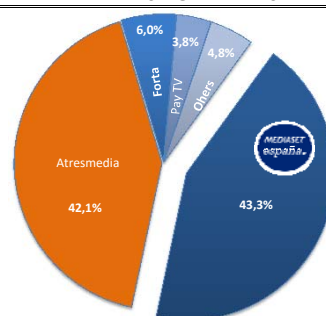
EPS & Margins

EBITDA adj. margin	24,3%	22,9%
EBIT margin	22,6%	21,1%
Net Profit margin	17,2%	17,1%
EPS Adjusted (€)*	0,52 €	0,48 €

* Excluding treasury shares at 31st december and the tax adjustment due to the new Corporation Tax Regulation.

Shareholders Structure as at 31/12/2016

Cash Flow & Net Financial Position

million €	FY2016	FY2015
Operating Free Cash Flow	242,50	218,68
Net Financial Position	177,45	192,41

24H AUDIENCE SHARE

TV ADVERTISING MARKET SHARE

Net Investments

million €	FY2016	FY2015
TV Rights Non-Fiction	125,28	124,23
TV Rights - Fiction	35,36	44,60
Co-production	16,32	9,37
Tangible	14,57	15,04